








Waveforms

-  Blanking Period
-  Period Modulation Range
-  PWM 1 H
-  PWM 1 L
-  PWM Capture Event
-  Dead-Time High
-  Dead-Time Low

Scenario 1: The capture event occurs outside the period modulation range (maximum period).

Scenario 2: The frequency is modulated; the capture period is within the period modulation range.

Scenario 3: The capture event starts during the blanking period. As soon as the blanking period ends, the capture event is registered (minimum period).