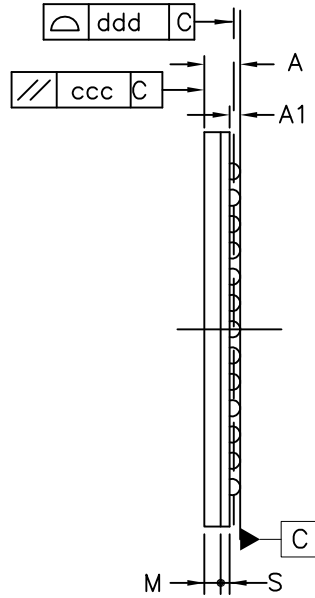
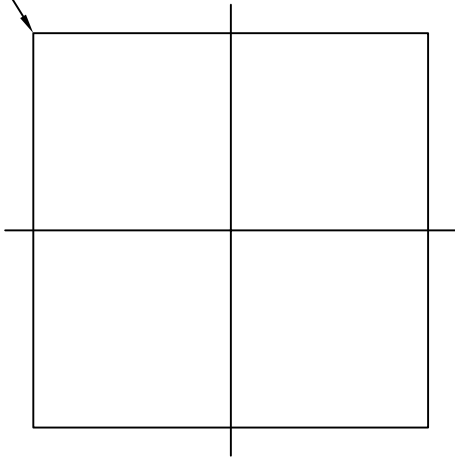


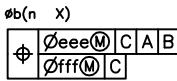
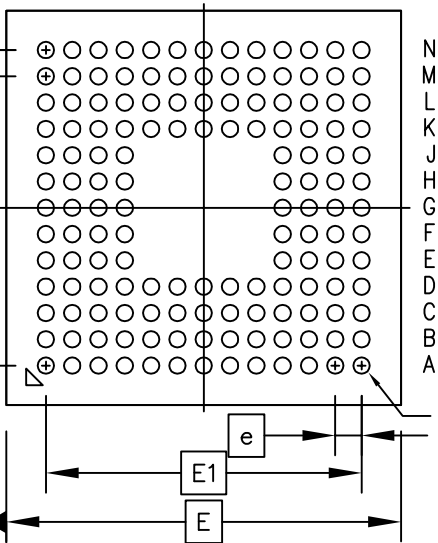
TOP VIEW

SIDE VIEW

PIN A1 CORNER



1 2 3 4 5 6 7 8 9 10 11 12 13



BOTTOM VIEW

	Symbol	Common Dimensions		
		MIN.	NOM.	MAX.
Package :		UFBGA		
Body Size:	X	E	6.000	
	Y	D	6.000	
Ball Pitch :	e	0.400		
Total Thickness :	A			0.600
Mold Thickness :	M	0.250	Ref.	
Substrate Thickness :	S	0.136	Ref.	
Ball Diameter :		0.250		
Stand Off :	A1	0.110	-	0.210
Ball Width :	b	0.220	-	0.280
Package Edge Tolerance :	aaa	0.100		
Mold Parallelism :	ccc	0.100		
Coplanarity:	ddd	0.100		
Ball Offset (Package) :	eee	0.150		
Ball Offset (Ball) :	fff	0.050		
Ball Count :	n	144		
Edge Ball Center to Center :	X	E1	4.800	
	Y	D1	4.800	