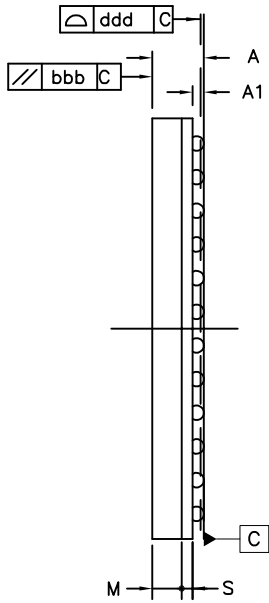

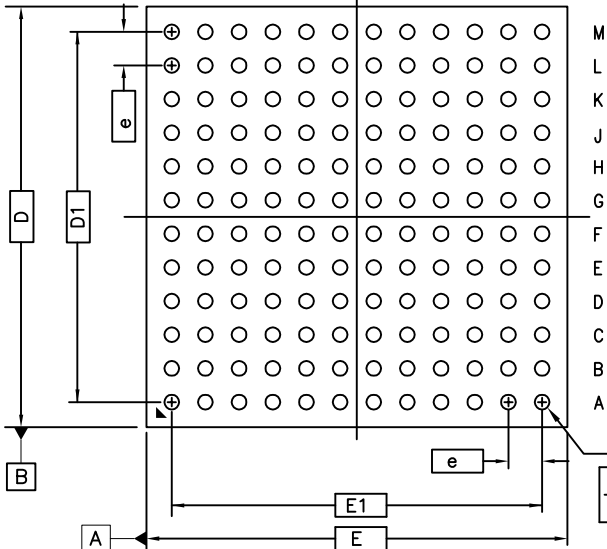


TOP VIEW

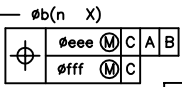
PIN A1 CORNER



1 2 3 4 5 6 7 8 9 10 11 12



BOTTOM VIEW



	Symbol	Common Dimensions		
		MIN.	NOM.	MAX.
Package :		LFBGA		
Body Size:	X	E	10.000	
	Y	D	10.000	
Ball Pitch :	e	0.800		
Total Thickness :	A			1.400
Mold Thickness :	M	0.700	Ref.	
Substrate Thickness :	S	0.260	Ref.	
Ball Diameter :		0.350		
Stand Off :	A1	0.220	-	0.320
Ball Width :	b	0.320	-	0.420
Package Edge Tolerance :	aaa	0.150		
Mold Parallelism :	bbb	0.200		
Coplanarity:	ddd	0.080		
Ball Offset (Package) :	eee	0.150		
Ball Offset (Ball) :	fff	0.080		
Ball Count :	n	144		
Edge Ball Center to Center :	X	E1	8.800	
	Y	D1	8.800	