




## GENERAL

 User guide

 Rename component

 Remove component

## COMPONENT SETTINGS

Driver:

Select OPAMP Combination:

## CLOCKS

OPAMP:

## COMPONENT SIGNALS

OP0INN:  PD3

OP0INP:  PD1

OP0OUT:  PD2

OP1INN:  PD7

OP1INP:  PD4

OP1OUT:  PD5

OP2INN:  PE3

OP2INP:  PE1

OP2OUT:  PE2

## DRIVERS:OPAMP:BASIC (1-SINGLE: OP0, OP1, OP2) CONFIGURATION ON OPAMP



### ENABLE AND DBGRUN CONFIGURATION

Enable: OPAMP Peripheral Enable:

DBGRUN: Run in Debug mode:

### POWER-CONTROL CONFIGURATION

Power Control: Input Range Select:

### OP-AMP1 CONFIGURATION

Enable: