

Figure _____. Power Consumption over Temperature in Standby Sleep Mode with RTC

OPERATION CONDITIONS

- o BUCK Mode
- o VDDIO = 3.3V
- o ULP/VERG LPEFF Enable
- o RTC running on external 32KHz crystal
- o BOD33 is disabled
- o All I/O pins input

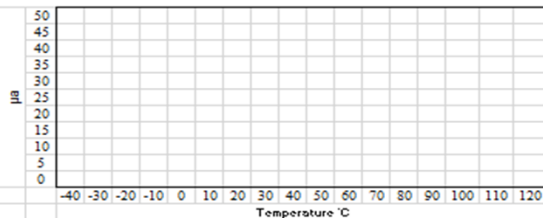


Figure _____. Power Consumption over Temperature in Standby Sleep Mode with RTC

OPERATION CONDITIONS

- o BUCK Mode
- o VDDIO = 1.8V
- o ULP/VERG LPEFF Enable
- o RTC running on external 32KHz crystal
- o BOD33 is disabled
- o All I/O pins input

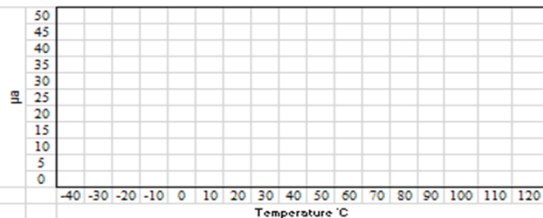


Figure _____. Power Consumption over Temperature in Standby Sleep Mode with RTC

OPERATION CONDITIONS

- o LDO Mode
- o VDDIN = 3.3V
- o ULP/VERG LPEFF Enable
- o RTC running on external 32KHz crystal
- o BOD33 is disabled
- o All I/O pins input

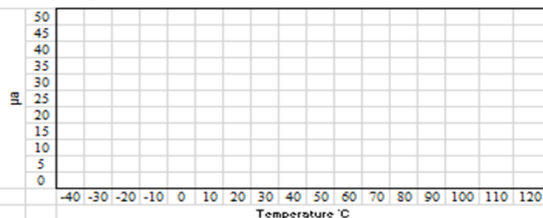


Figure _____. Power Consumption over Temperature in Standby Sleep Mode with RTC

OPERATION CONDITIONS

- o LDO Mode
- o VDDIN = 1.8V
- o ULP/VERG LPEFF Enable
- o RTC running on external 32KHz crystal
- o BOD33 is disabled
- o All I/O pins input

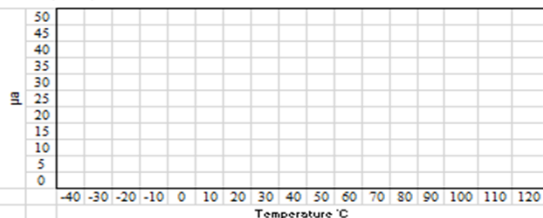


Figure _____. Power Consumption over Temperature in Standby Sleep Mode with RTC

OPERATION CONDITIONS

- o VBAT = 3.3v
- o VDDIO = 0v
- o ULP/VERG LPEFF Enable
- o RTC running on external 32KHz crystal
- o BOD33 is disabled
- o All I/O pins input

